

# SOCIAL

with a purpose

Staying connected,  
even while staying  
physically apart.

## ZENTANGLE


with Renate Yeoman

Renate shares her love and talent for Zentangle in her simple to follow instructional video. Zentangle is an easy-to-learn, relaxing, and fun way to create beautiful images by drawing structured patterns. The patterns are called tangles. Tangles are created with combinations of dots, lines and simple curves. Anyone of all ages can learn and do Zentangle. This simple art form can be used to create bookmarks, greeting cards and pieces to frame.



### MATERIALS YOU WILL NEED:

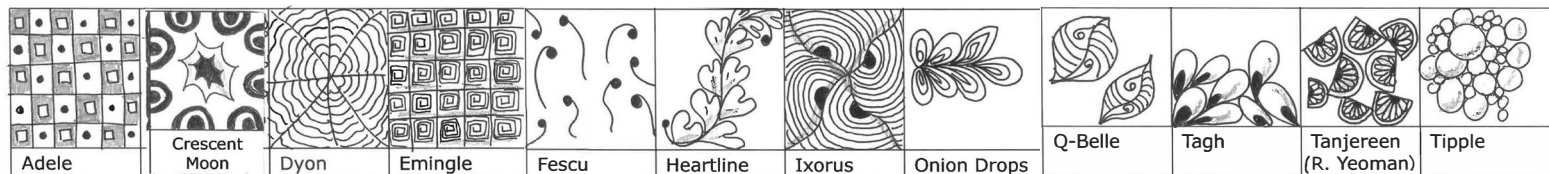
- Black pen or marker (if you have both a fine and medium point, that is preferable but not necessary)
- Pencil
- White paper
- Optional – bookmark template, die cut shapes for card making or bookmarks, example of the 12 patterns and Fanciful Zentangles blank chart



Watch the video instructions by visting:

[https://www.youtube.com/  
watch?v=fs5QVcH0bvA](https://www.youtube.com/watch?v=fs5QVcH0bvA)

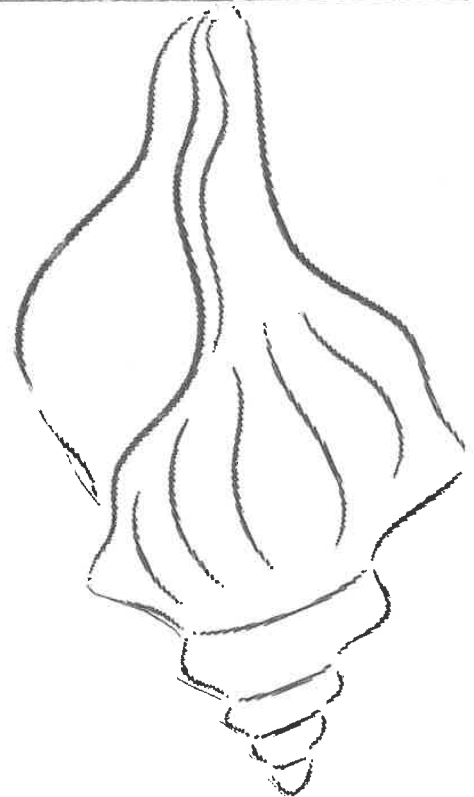

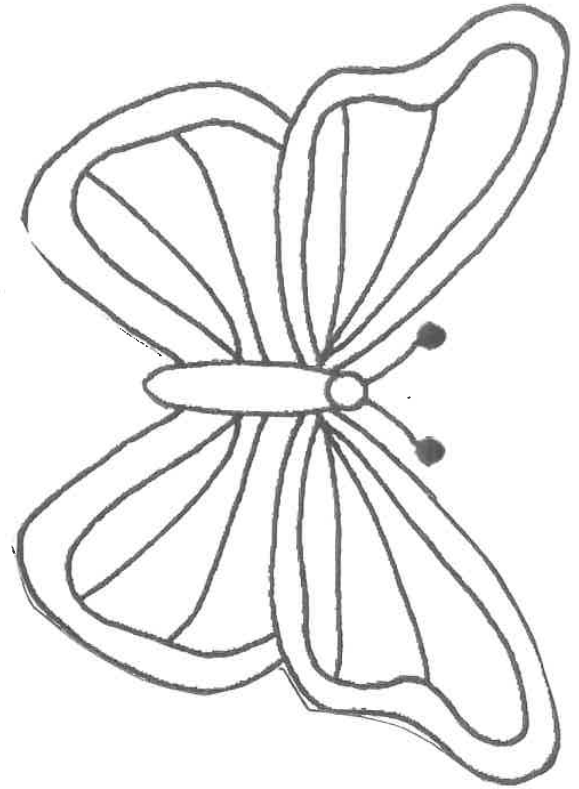

## FANCIFUL ZENTANGLE EXAMPLES



## FANCIFUL ZENTANGLE TEMPLATE

<b>Adele</b>	<b>Crescent Moon</b>	<b>Dyon</b>	<b>Emingle</b>
<b>Fescu</b>	<b>Heartline</b>	<b>Ixorus</b>	<b>Onion Drops</b>
<b>Q-Belle</b>	<b>Tagh</b>	<b>Tanjereen (R. Yeoman)</b>	<b>Tipple</b>

ZENTANGLE DRAWING TEMPLATES



ZENTANGLE BOOKMARK TEMPLATES

